

Cumulant expansion approaches to excited state electronic structure and spectra

J. J. Kas and J. J. Rehr

University of Washington, Seattle



Outline

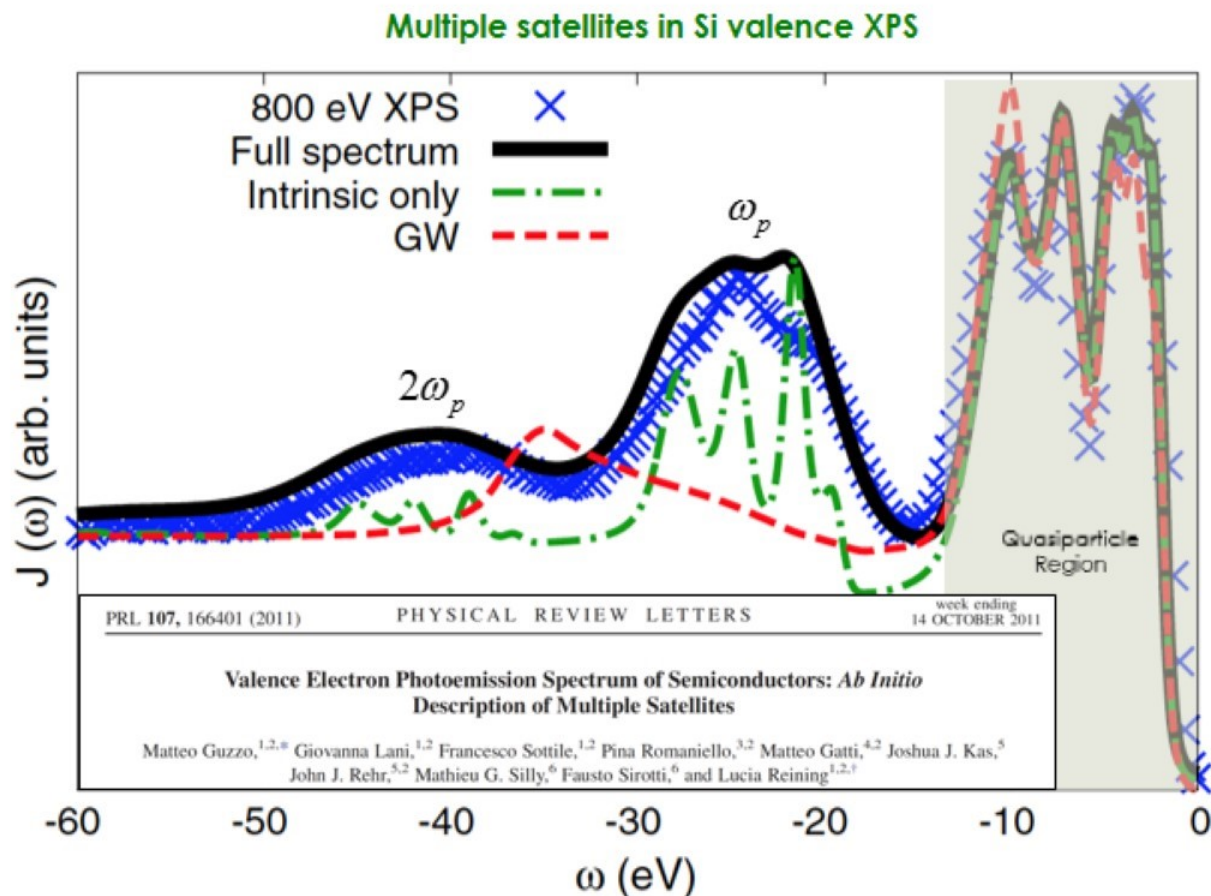
- I. Cumulant expansion of the retarded GF
 - Motivation and theoretical background
 - Real systems: starting point and self-consistency
 - Example: Si
 - Effects of self-consistency: NiO
- II. Real-Time cumulant: charge transfer excitations in x-ray spectra
 - Theory and implementation
 - Results and analysis: TiO₂ XPS
 - Results: XAS
- Conclusions/Future directions

I. Motivation

- Exponential (cumulant) form gives improved XPS^{1,2,3,4}

$$G_k(t) = G_k^0(t) e^{C_k(t)}$$

- Problem:
TO occupation numbers wrong!



- Langreth, Phys. Rev. B **1**, 471–477 (1970)
- F. Aryasetiawan, L. Hedin, and K. Karlsson, Phys. Rev. Lett. **77**, 2268 (1996)
- Guzzo et al, Phys. Rev. Lett. **107** 166401 (2011)
- Johannes Lischner, Derek Vigil-Fowler, and Steven G. Louie, Phys. Rev. Lett. **110**, 146801 (2013)

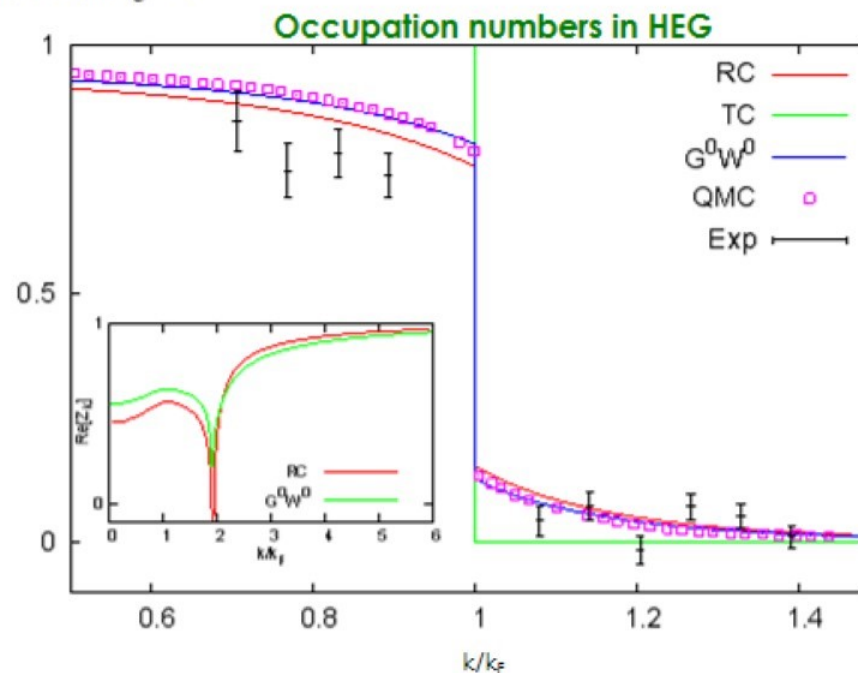
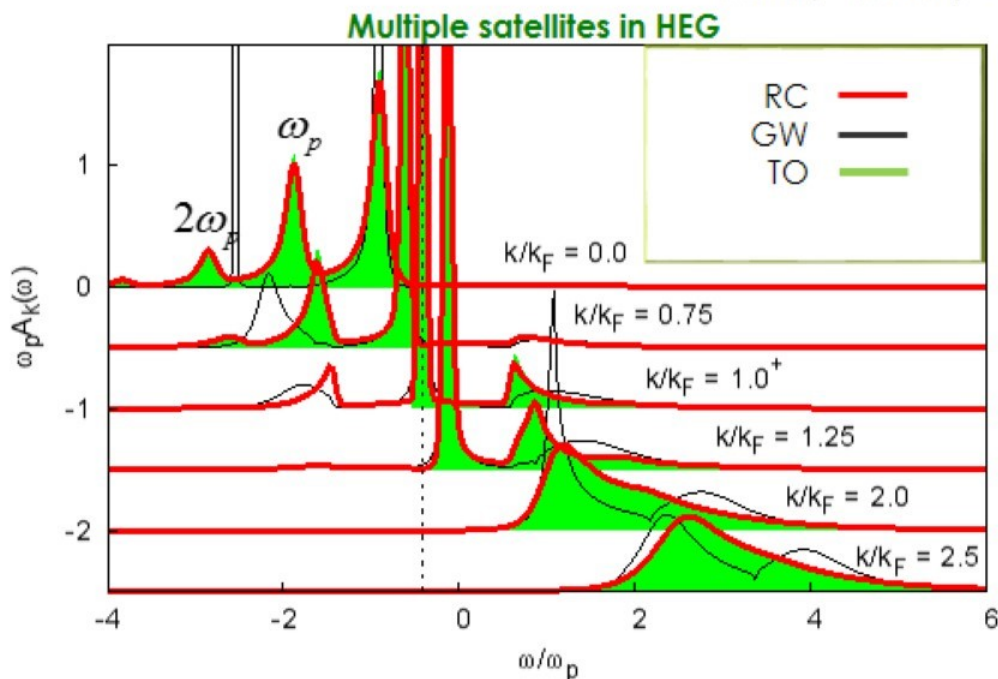
I. Motivation

- Retarded cumulant provides consistent theory
 - Occupation numbers
 - Spectral function: Multiple plasmon satellites

PHYSICAL REVIEW B 90, 085112 (2014)

Cumulant expansion of the retarded one-electron Green function

J. J. Kas,^{1,*} J. J. Rehr,^{1,2,†} and L. Reining^{3,2,‡}



- Need rigorous derivation for realistic systems!

I. Retarded cumulant expansion: homogeneous electron gas

- Green's function as exponential^{1,2,3}

$$G_k(t) = G_k^0(t) e^{C_k(t)}; \quad C_k(t) = C_k^c(t) + iC_k^s t$$

- Cumulant to linear order in W

$$G_k(t) = G_k^0(t) [1 + C_k^{(1)}(t)] = G_k^0 + G_k^0 (G_k^0 W) G_k^0 \quad \text{Equate to Dyson Eq.}$$

$$C_k^c(t) = \int \frac{\beta_k(\omega)}{\omega^2} (e^{-i\omega t} + i\omega t - 1) d\omega; \quad C_k^s = \sum_k^x G_k^0 W$$

- Excitation spectrum related to GW self-energy

$$\beta_k(\omega) = \left| \text{Im} \left[\sum_k^x G_k^0 W (\omega + \varepsilon_k) \right] \right| / \pi \quad \text{"Quasi-boson" excitation spectrum}$$

References:

- Langreth, Phys. Rev. B **1**, 471-477 (1970)
- P. Nozières and C. De Dominicis, Phys. Rev. **178**, 1097 (1969)
- C.-O. Almbladh and L. Hedin, Handbook on Synchrotron Radiation (North-Holland, Amsterdam, 1983), Chap. 8.

I. Kohn-Sham starting-point: **Problematic**

- Green's function as exponential

$$G_k(t) = G_k^0(t) e^{C_k(t)}; \quad C_k(t) = C_k^c(t) + iC_k^s t$$

- Cumulant to linear order in W ?

$$G(t) = G^{KS}(t) e^{C(t)} = G^{KS} + G^{KS} (\Sigma - V_{xc}) G$$

$$G^{KS}(t) [1 + C(t)] = G^{KS} + G^{KS} (G^{KS} W - V_{xc}) G^{KS}$$

$$+ G^{KS} V_{xc} G^{KS} V_{xc} G^{KS} - G^{KS} (G^{KS} W) G^{KS} V_{xc} G^{KS} + \dots$$

I. Quasiparticle starting-point: Good

- Green's function as exponential

$$G_k(t) = G_k^0(t) e^{C_k(t)}; \quad C_k(t) = C_k^c(t) + iC_k^s t$$

- Cumulant to linear order in W?

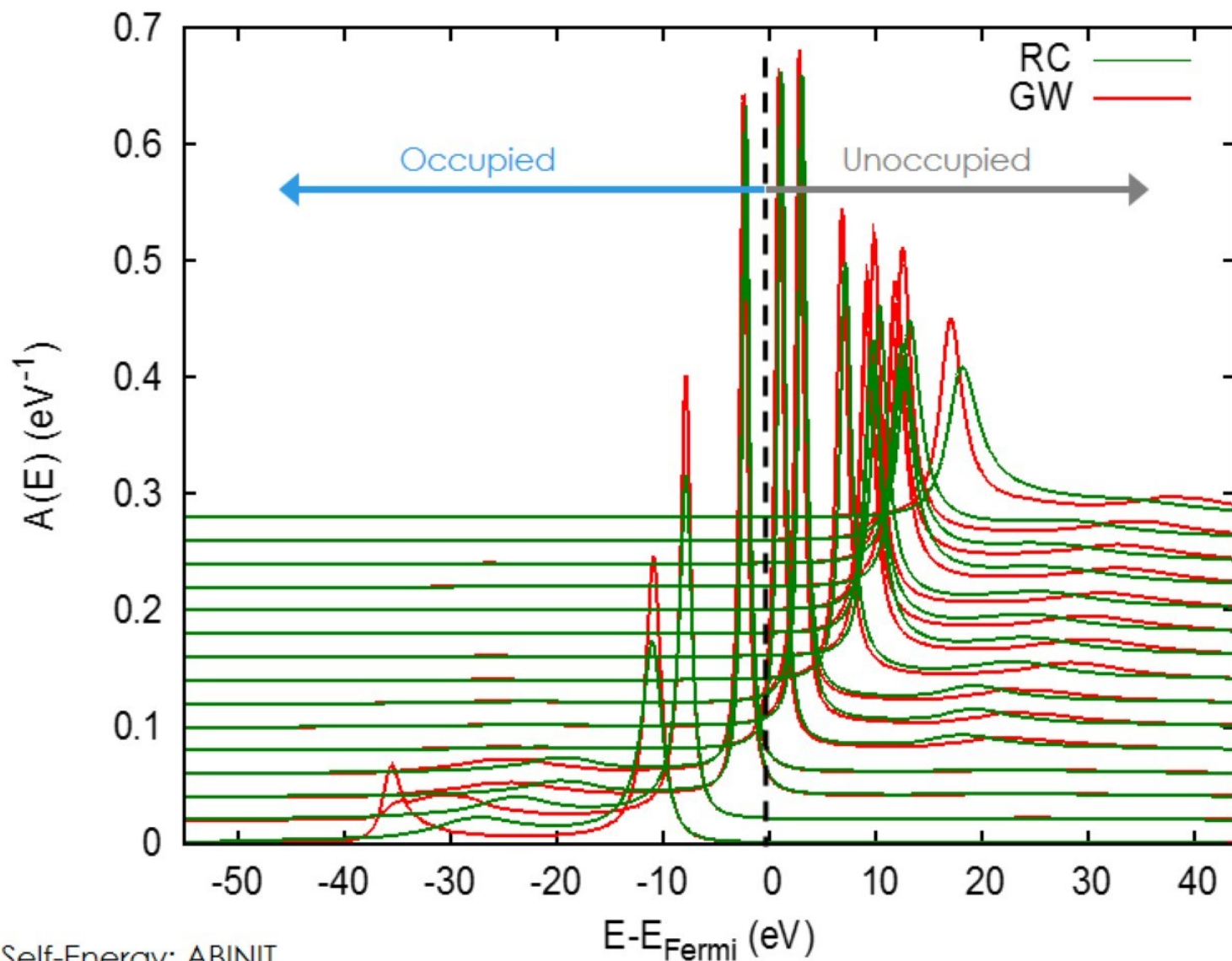
$$G(t) = G^{QP}(t) e^{C(t)} = G^{QP} + G^{QP} (\Sigma - \Sigma_{QP}) G$$

$$G^{QP}(t) [1 + C(t)] = G^{QP} + G^{QP} (G^{QP} W - \Sigma_{GW}^{QP}) G^{QP}$$

$$C_k^c(t) = \int \frac{\beta_k(\omega)}{\omega^2} (e^{-i\omega t} + i\omega t - 1) d\omega; \quad C_k^s = [\Sigma_k^x - \Sigma_k(E_k)] = -\Sigma_k^c(E_k)$$

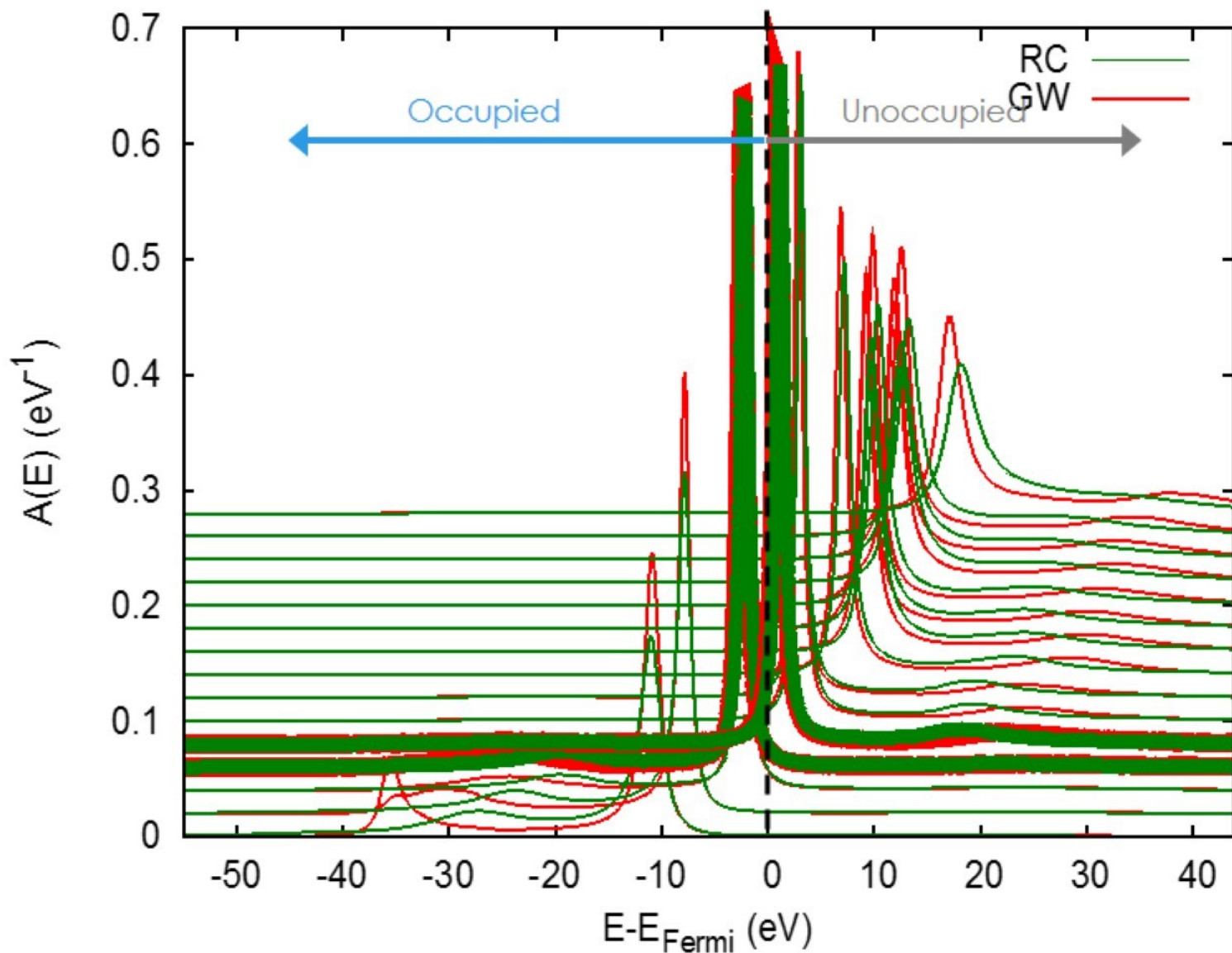
$$\beta_k(\omega) = \left| \text{Im}[\Sigma_k^{G^0 W}(\omega + \varepsilon_k)] \right| / \pi \quad \text{"Quasi-boson" excitation spectrum}$$

I. Application to Si*

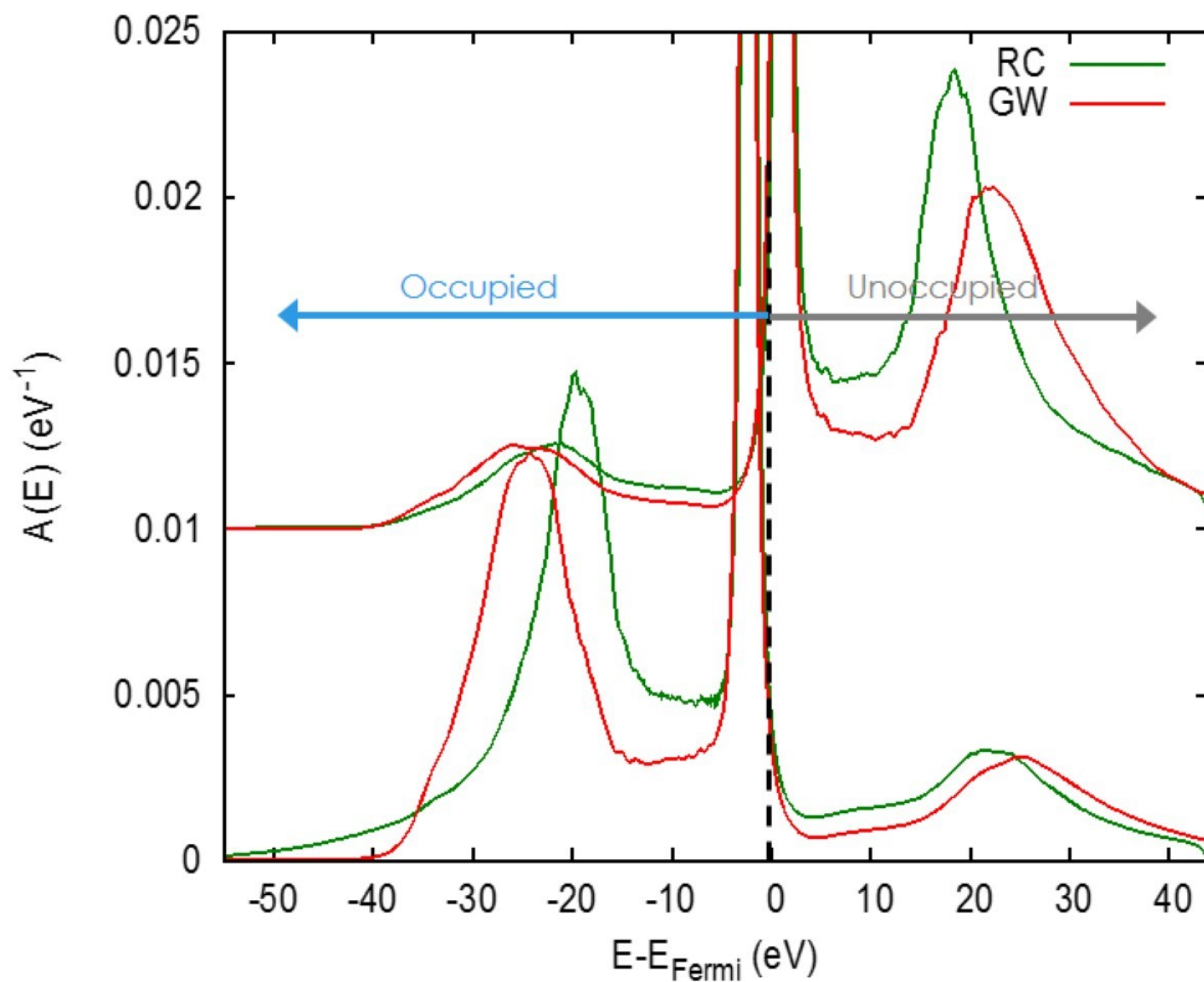


* G_0W_0 Self-Energy: ABINIT

I. Application to Si

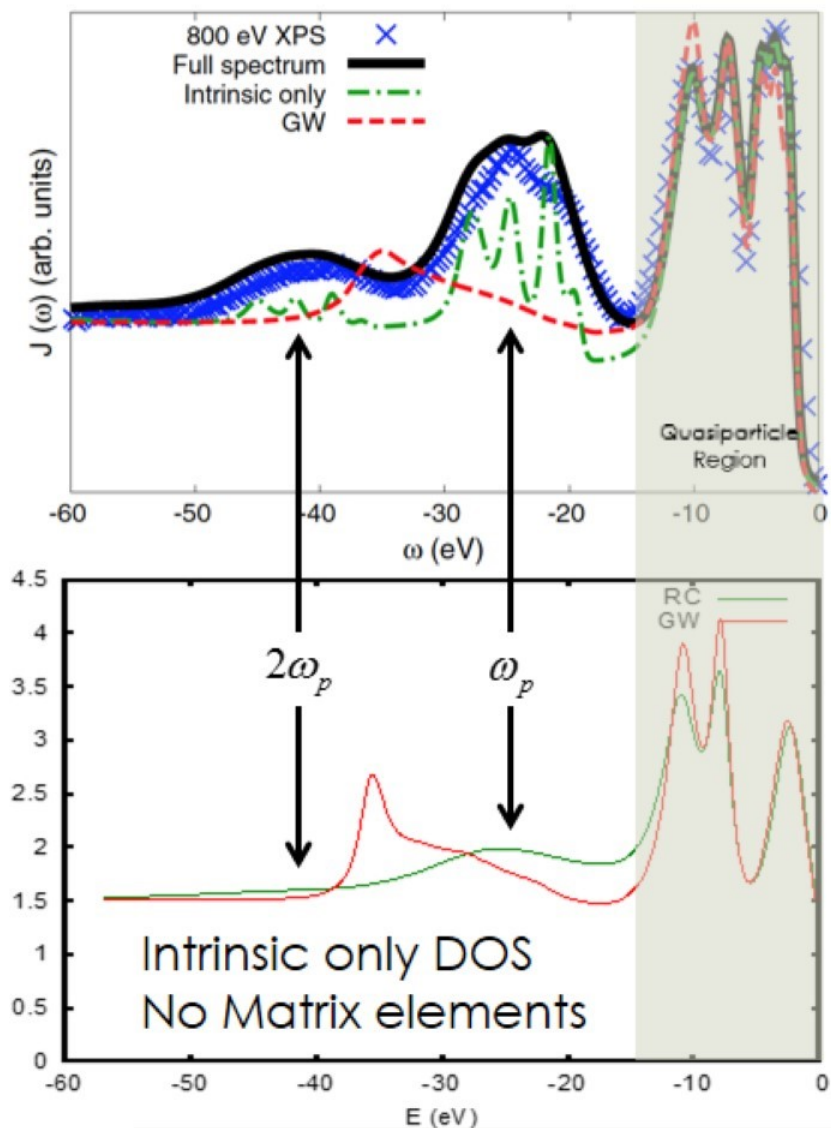


I. Application to Si

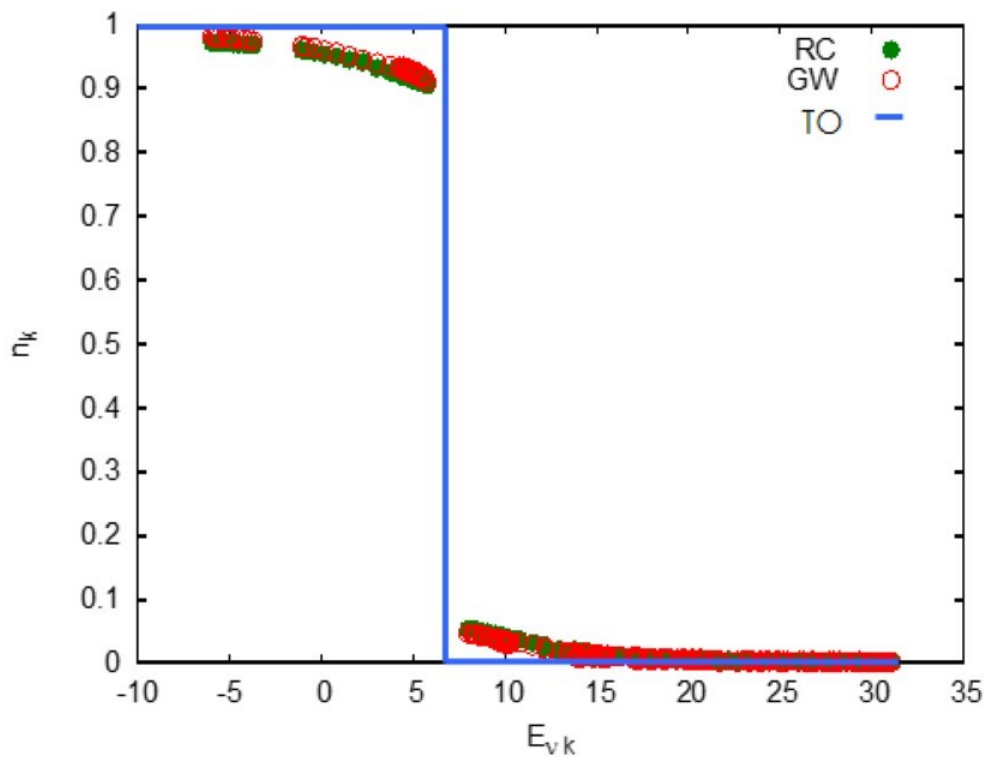


I. Application to Si

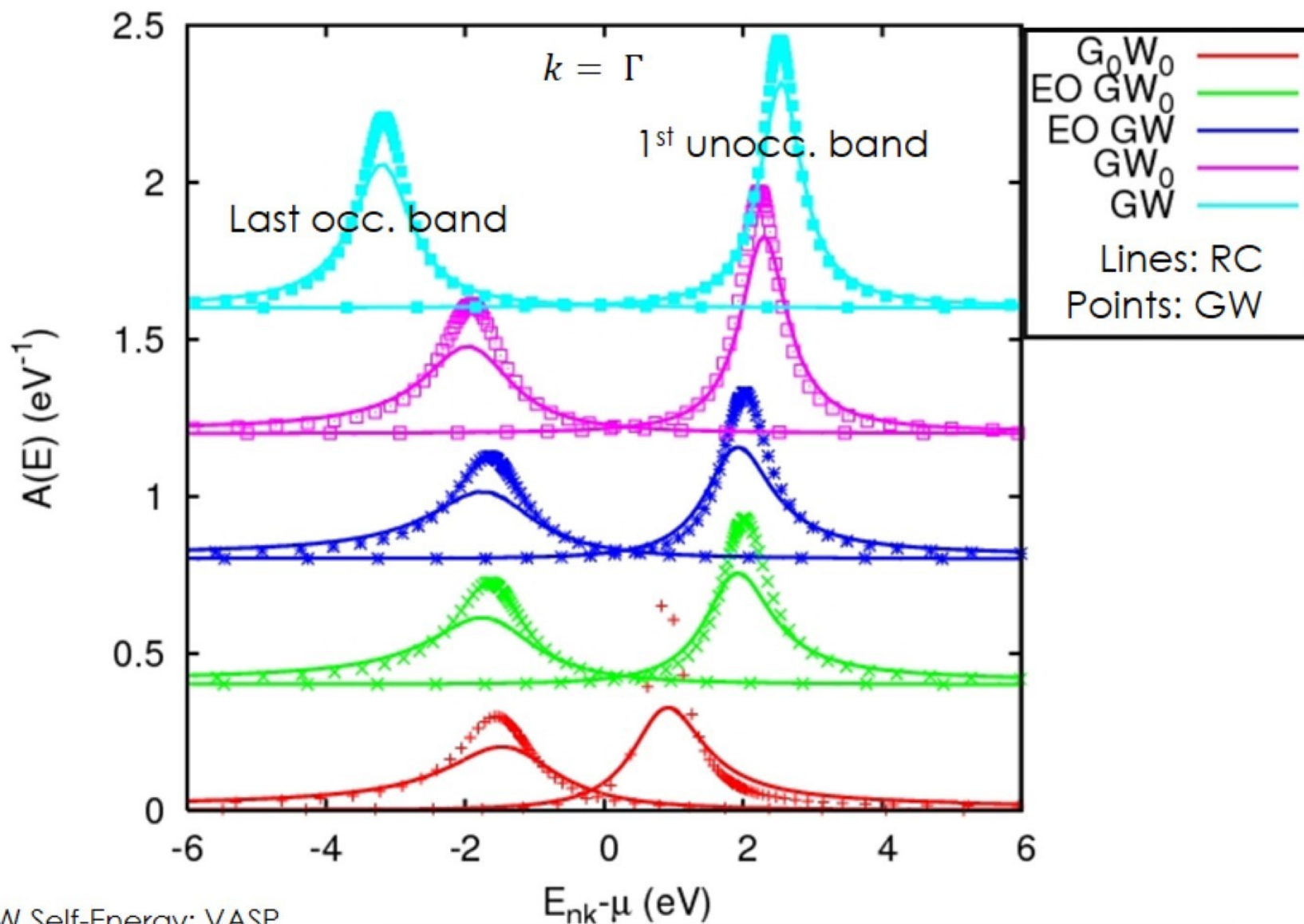
Plasmon Satellites: Si



Occupation numbers

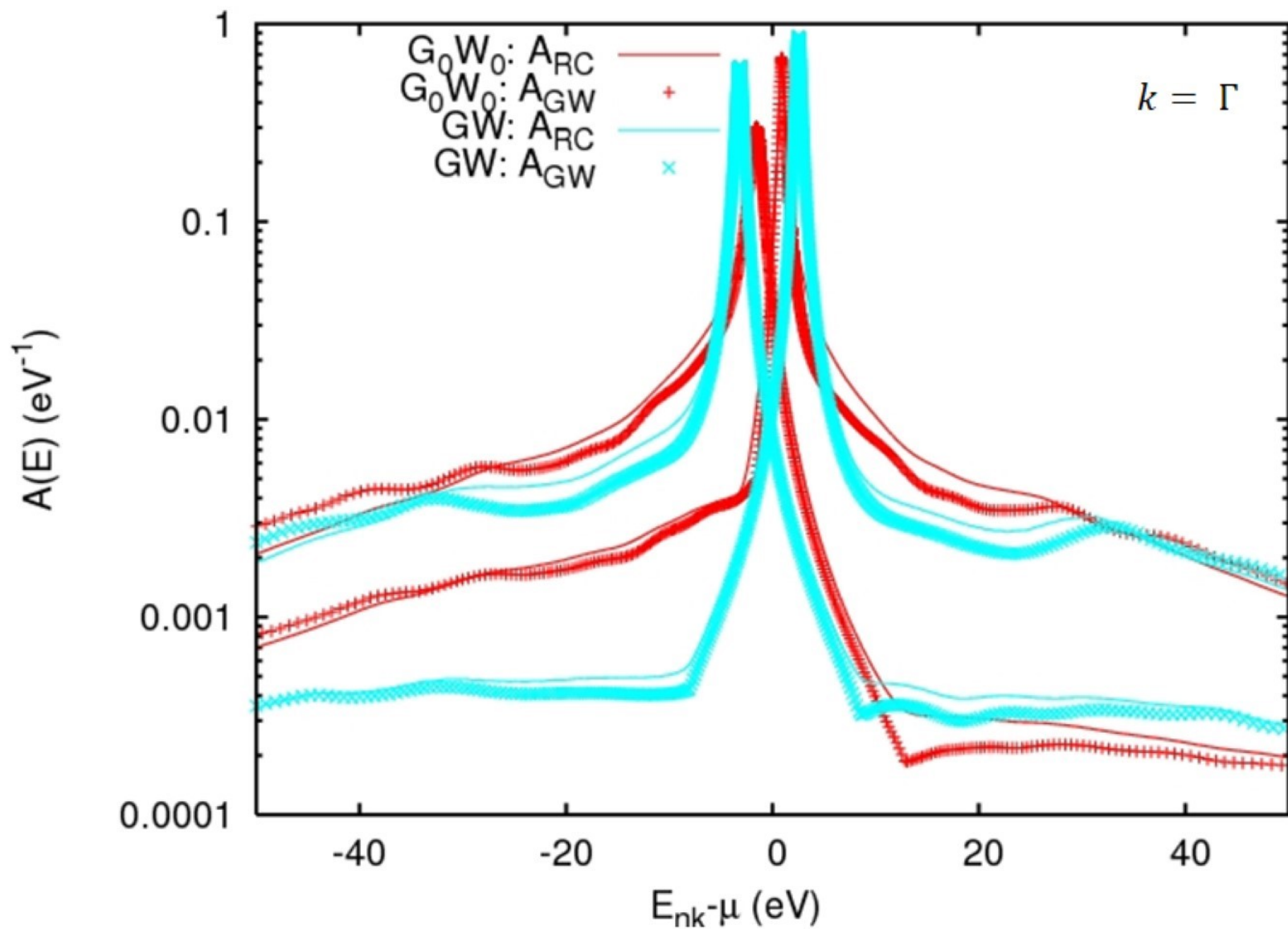


I. NiO Self-consistency: QP properties

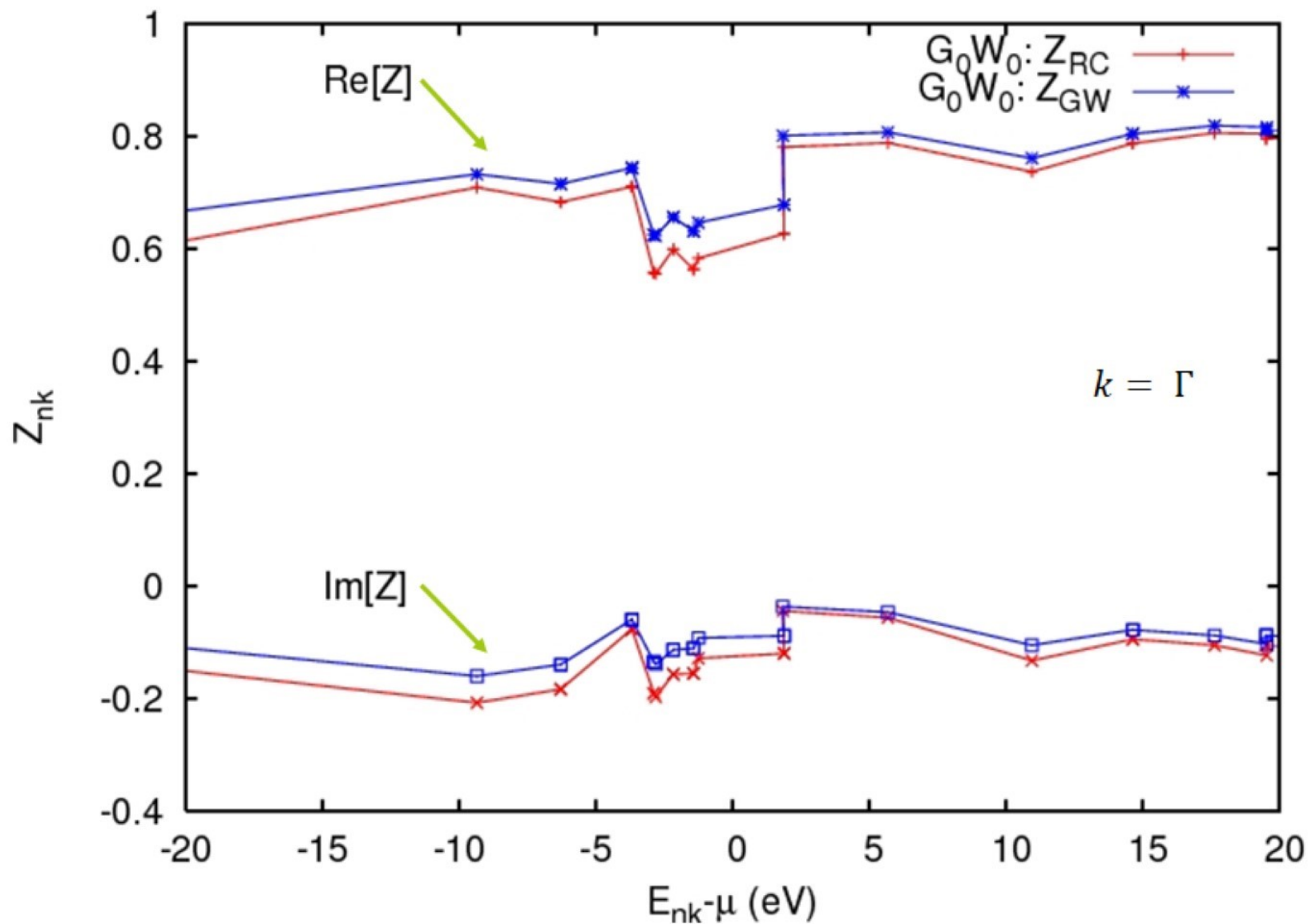


*GW Self-Energy: VASP

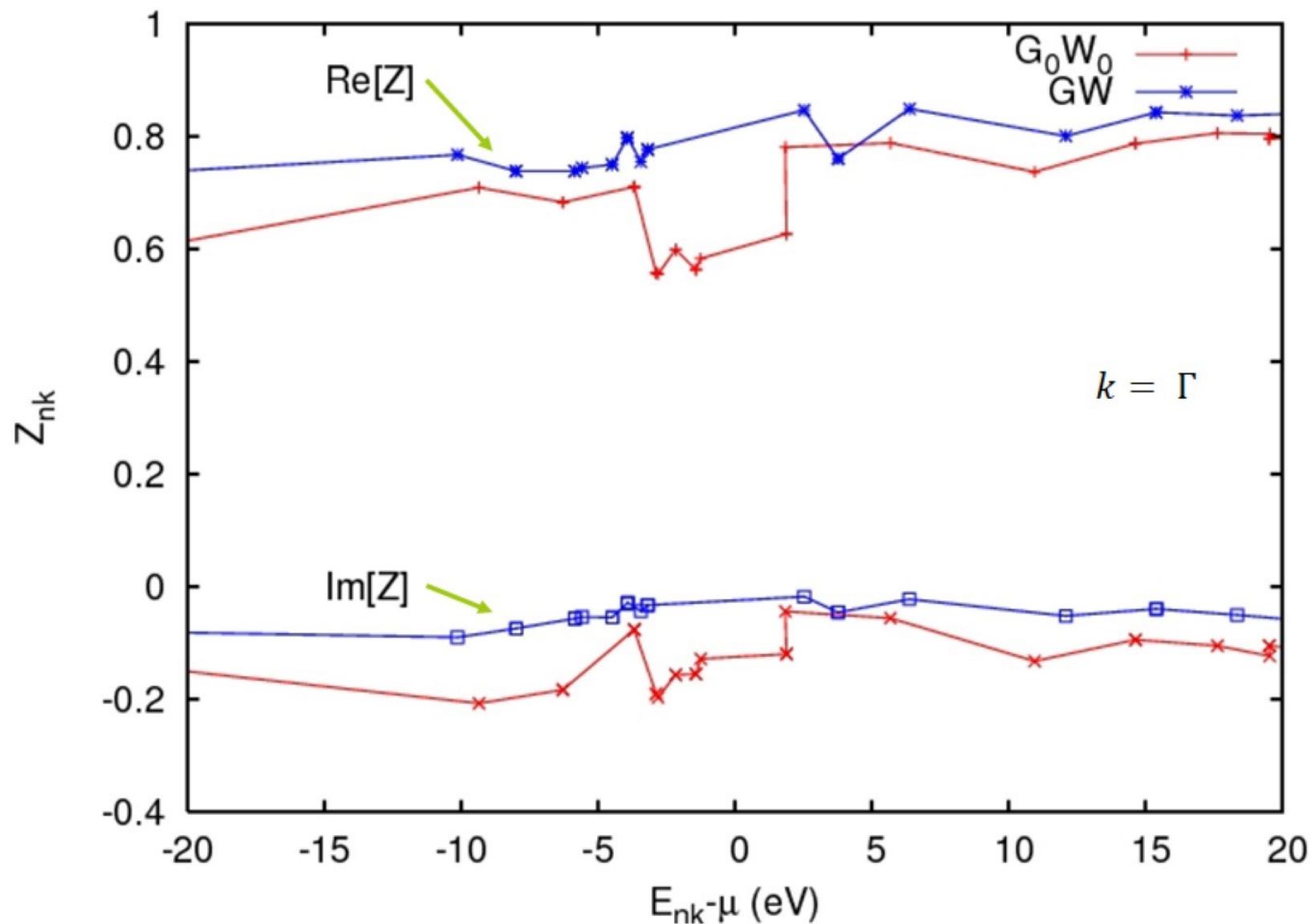
I. NiO Self-consistency: Satellites



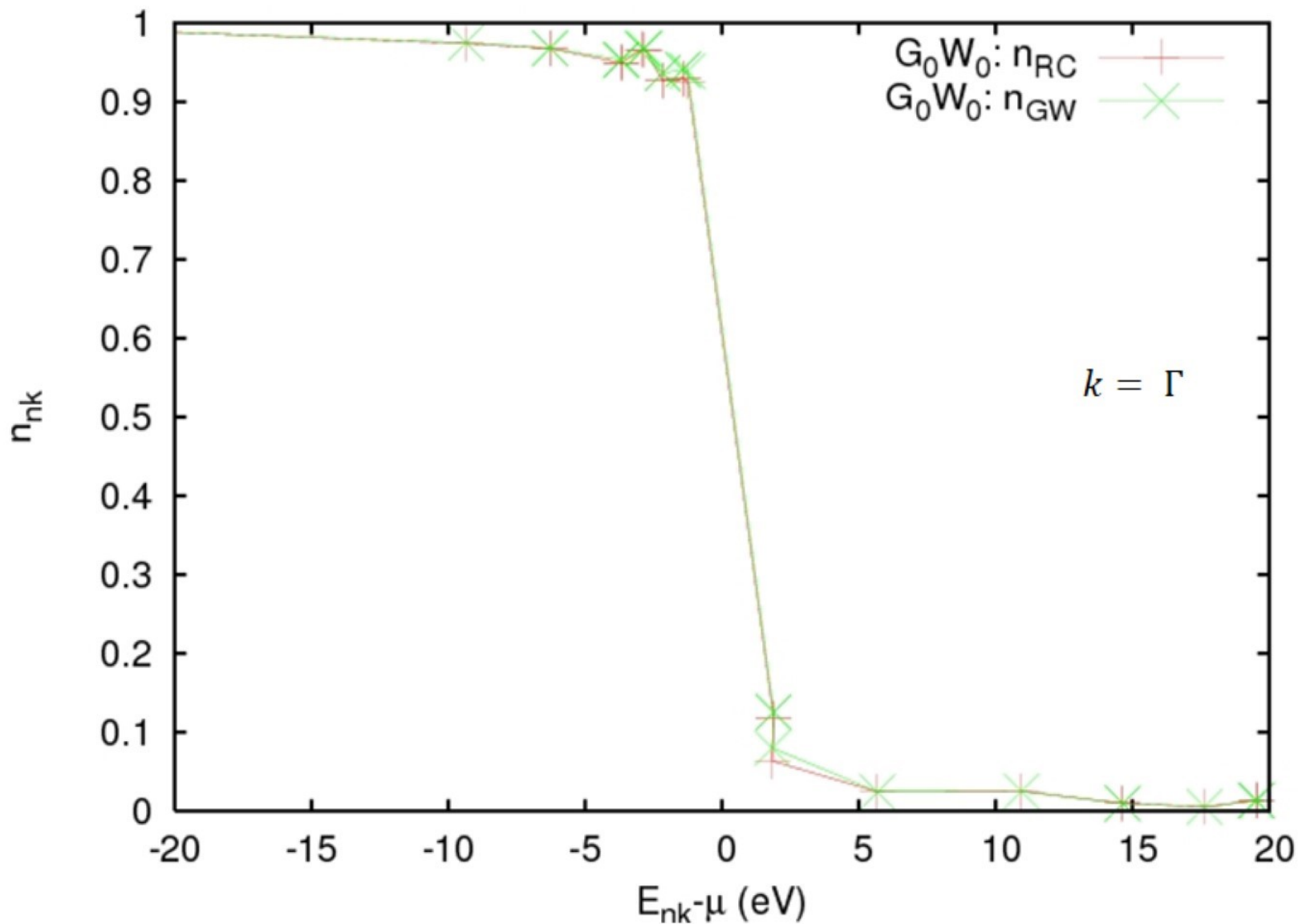
I. Renormalization constant Z : RC vs GW



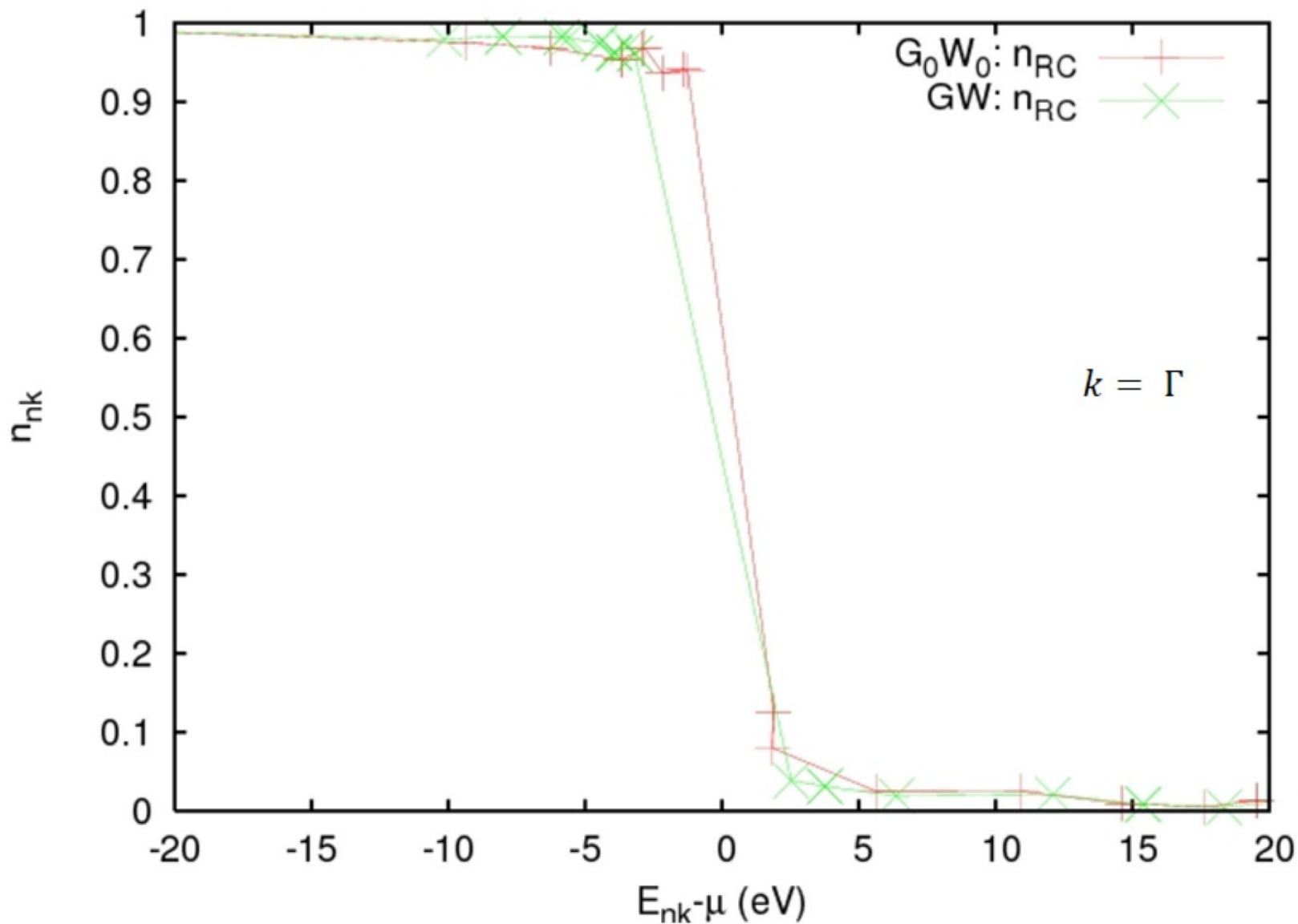
I. RC Renormalization: Self-consistency level



I. Occupation: RC vs GW

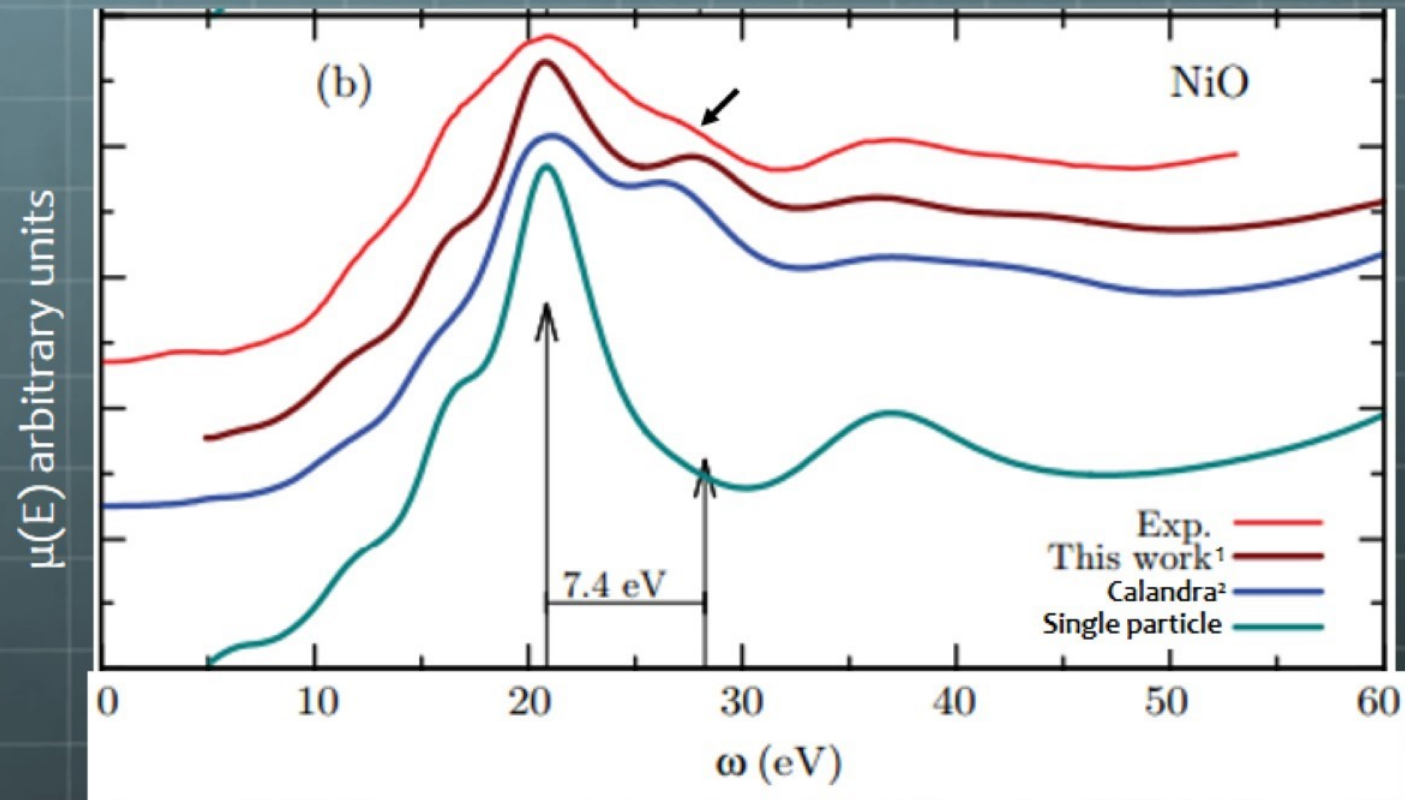


I. Occupation: Self-consistency level



II. Real time cumulant approach: Motivation

🌐 Charge-transfer satellites: XPS, XAS, ...



🌐 **Can we calculate these excitations *ab initio*?**

¹E. Klevak, J. J. Kas, and J. J. Rehr, Phys. Rev. B **89**, 085123 (2014)

²Calandra et al., Phys. Rev. B **86**, 165102 (2012)

II. XAS: Product of Green's functions

Absorption in real time

$$\mu(\omega) = \Im \frac{1}{\pi} \int_0^{\infty} dt e^{i\omega t} F(t)$$

$$F(t) = g_c(t) \langle \psi'_x(0) | \psi'_x(t) \rangle$$

Time correlation function

$$g_c(t)$$

Core-hole Green's function

$$G(t) \approx \langle \psi'_x(0) | \psi'_x(t) \rangle$$

Transient Green's function

II. Core-hole Green's function

- Cumulant form^{1,2}

$$g_c(t) = g_c^0(t)e^{C(t)}, \quad g_c^0 = -\theta(-t)e^{-i\epsilon_c t}$$

- Cumulant from linear response to transient potential^{2,3}

$$C(t) = \sum_{\mathbf{q}, \mathbf{q}'} V_{\mathbf{q}}^* V_{\mathbf{q}'} \int d\omega \operatorname{Im}[\chi(\mathbf{q}, \mathbf{q}', \omega)] \frac{e^{i\omega t} - i\omega t - 1}{\omega^2}$$

- Response function from RT-TDDFT

$$C(t) = \int d\omega \beta(\omega) \frac{e^{i\omega t} - i\omega t - 1}{\omega^2}$$
$$\frac{\beta(\omega)}{\omega} = \operatorname{Re} \{ \operatorname{FT}[\Delta_c(t)] \}; \quad \Delta_c(t) = \int d^3r V(\mathbf{r}) \delta\rho(\mathbf{r}, t)$$

¹P. Nozières and C. T. de Dominicis, Phys. Rev. **178**, 1097 (1969).

³Rehr et al., Preprint

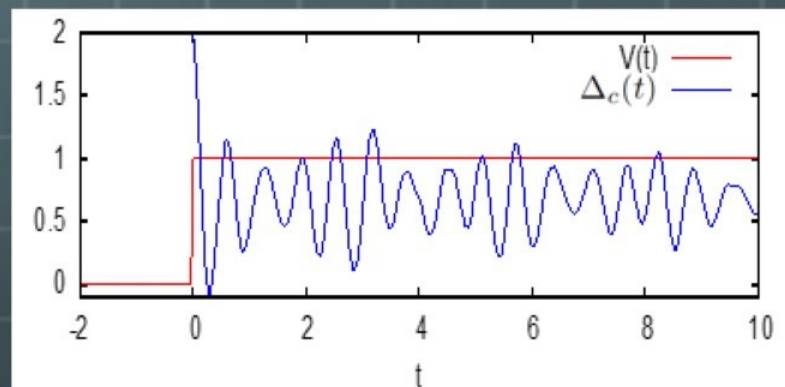
²D. C. Langreth, Phys. Rev. B **1**, 471–477 (1970)

II. Implementation

- Extension of RT-SIESTA/RT-GPAW real time TDDFT
 - Non-Linear optical response^{1,2}, core-level XAS²
 - Inspired by Bertsch and Yabana³
- $\Delta_c(t)$: Response to core-hole perturbation

$$V(t) = v_c(\mathbf{r})\theta(t)$$

$$\Delta_c(t) = \int d^3r V(\mathbf{r})\delta\rho(\mathbf{r}, t)$$

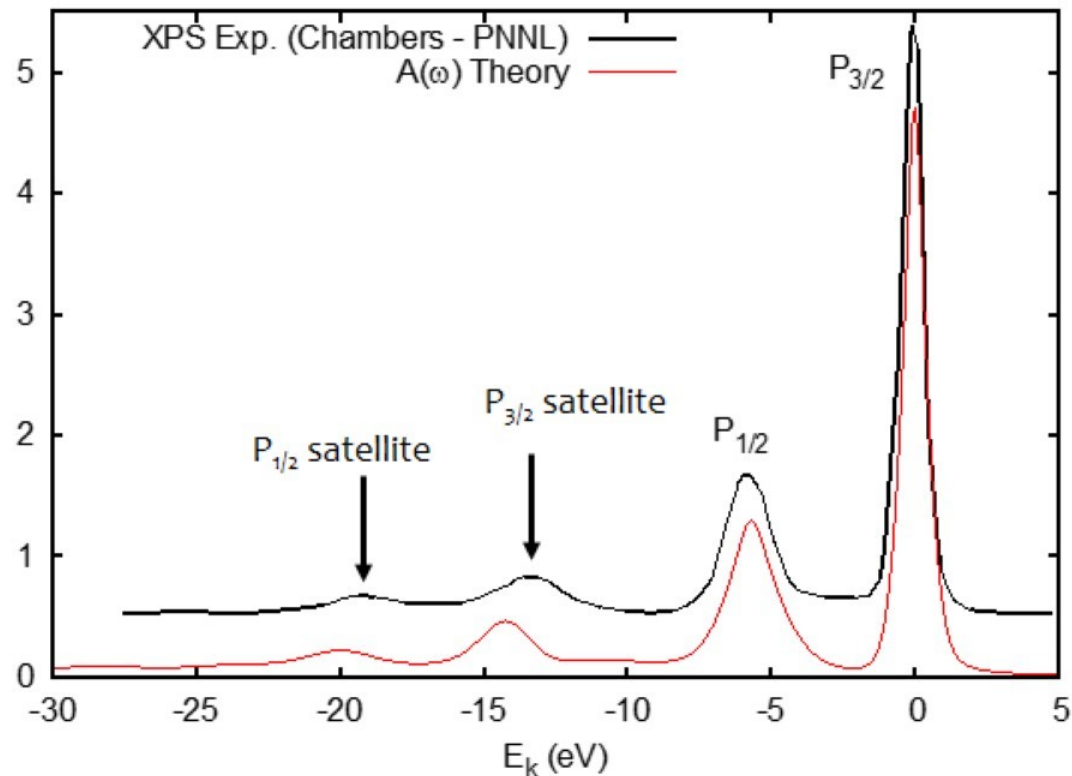


¹Y. Takimoto, F. D. Vila, and J. J. Rehr, *J. Chem. Phys.* **127**, 154114 (2007)

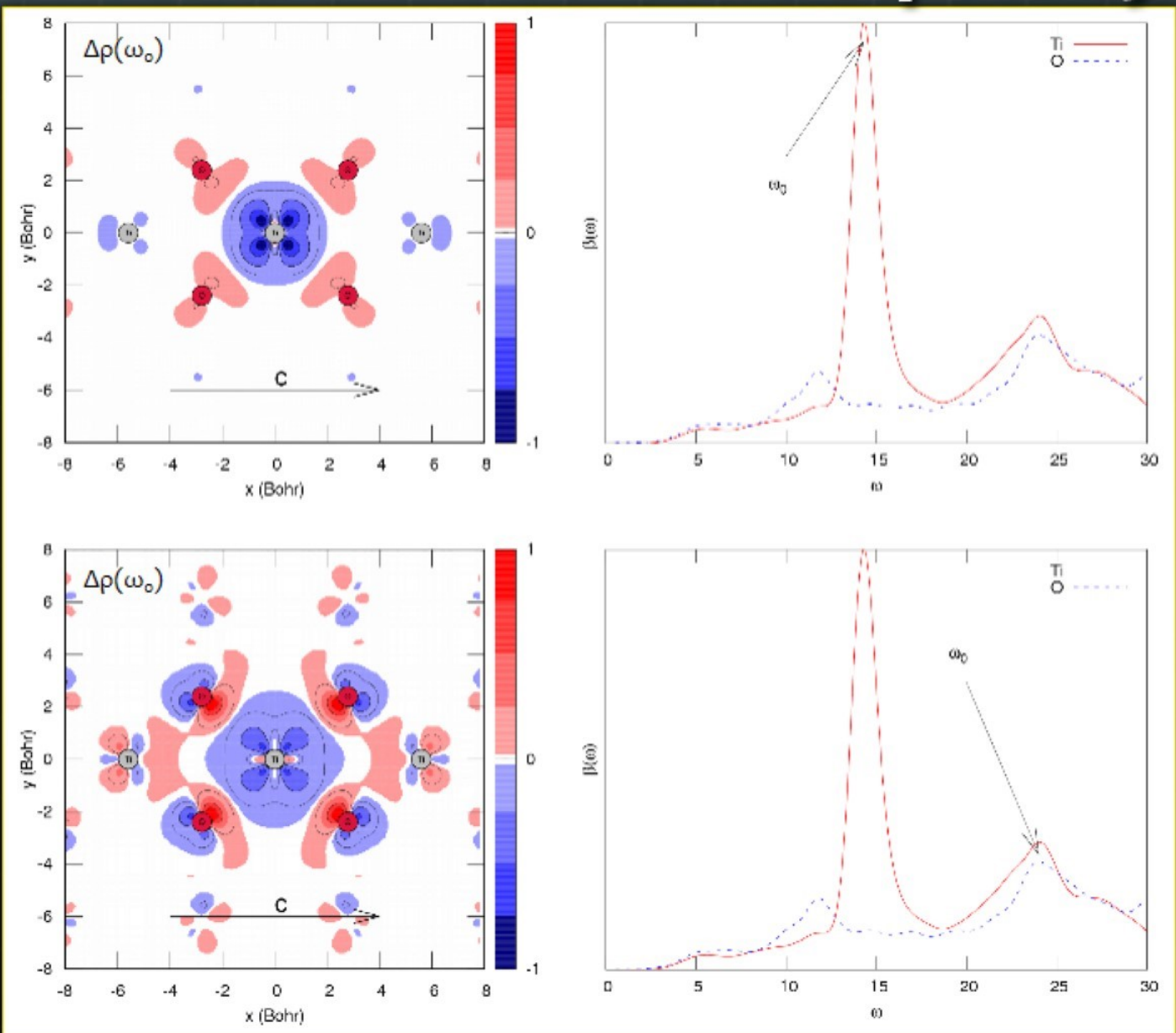
²A. J. Lee, F. D. Vila, and J. J. Rehr, *Phys. Rev. B* **86**, 115107 (2012)

³K. Yabana, T. Nakatsukasa, J.-I. Iwata, and G. Bertsch, *physica status sol.* **243**, 1121 (2006)

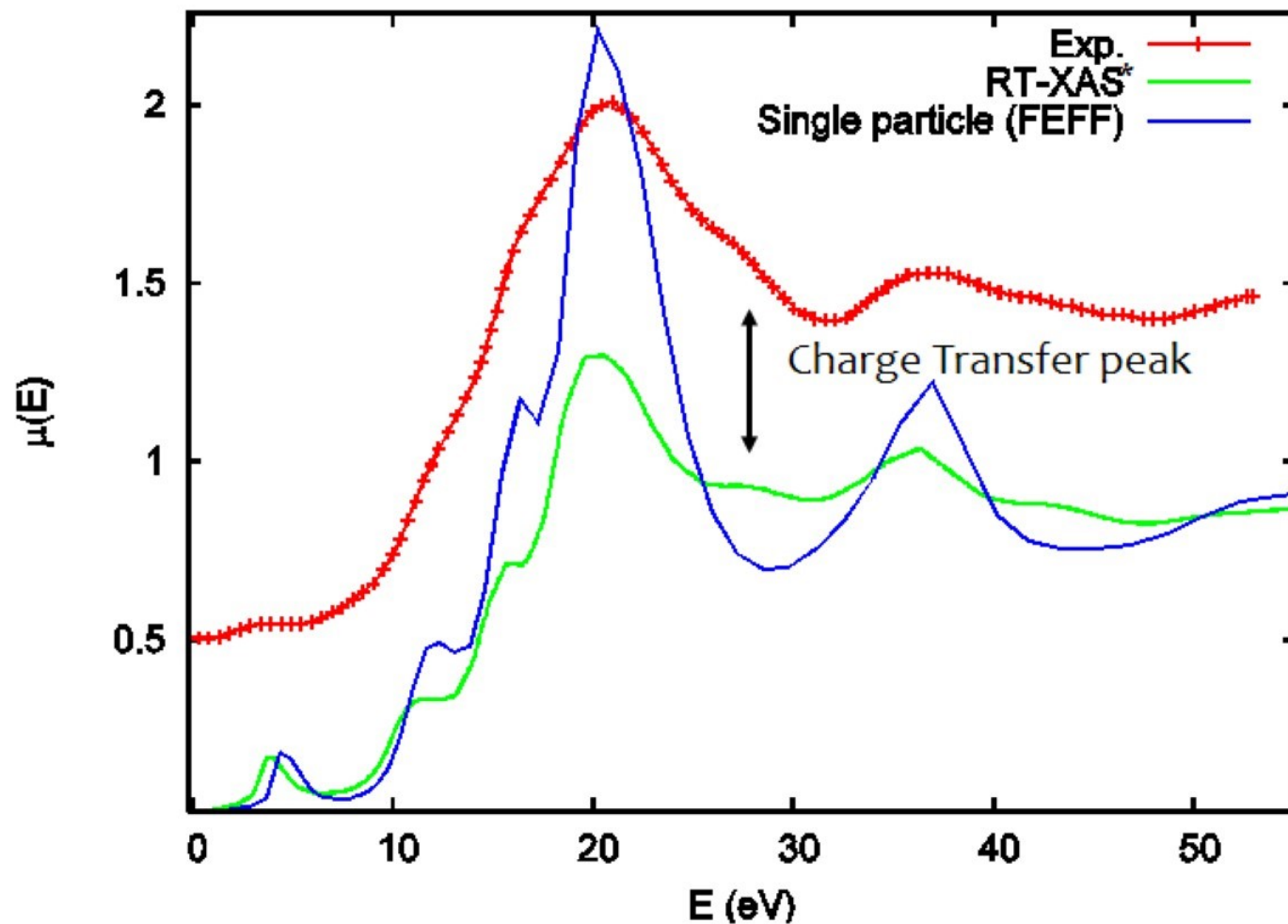
II. Results: Ti 2P XPS of Rutile vs CH spectral function



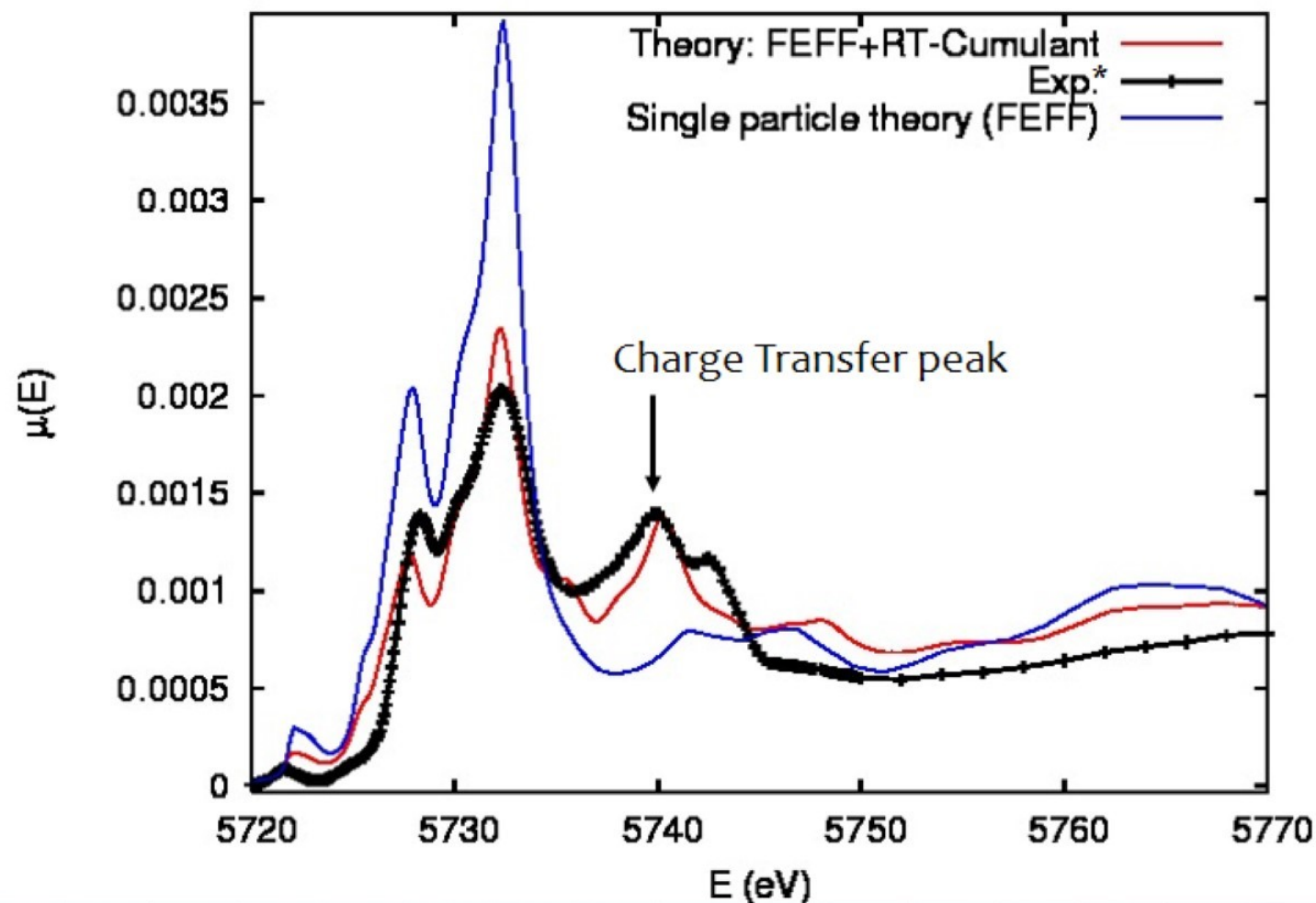
II. Excitations in frequency



II. Results: Ni K XAS of NiO



II. Results: Ce L₃ XAS of CeO₂





*Measured by Y.Li (Yeshiva U.), A.Frenkel, O.Kraynis and I.Lubomirsky at SSRL beamline 6-2

Summary/Conclusions

- **Cumulant expansion: Retarded one electron Green's function**
 - SCQP starting point provides theoretical justification
 - Self-consistency in NiO
 - Decreases effects on occupation/renormalization
 - **Effect on total energies**
- **Real time cumulant approach to core-level spectra**
 - Metal-Ligand Charge transfer excitations in XPS/XAS
 - Qualitative agreement with experiment for TiO_2 , NiO, CeO_2
 - Future: pump-probe, multiplet effects, extrinsic effects

Acknowledgements

Rehr Group

-  F. D. Vila
-  Kevin Jorissen
-  Egor Clevac
-  Shauna Story
-  Y. Takimoto
-  J. Vinson
-  K. Gilmore

Collaborators

-  L. Reining
-  M. Guzzo
-  P. Glatzel
-  E. Shirley
-  S. Chambers
-  F. Aryasetiawan
-  F. Sirotti
-  G. Bertsch
-  And many more ...

Supported by DOE BES DE-FG03-97ER45623

XAS: Time Correlation function

Absorption in real time

$$\mu(\omega) = \Im \frac{1}{\pi} \int_0^{\infty} dt e^{i\omega t} F(t)$$

$$-iF(t) = e^{iE_0 t} \langle \Psi_x(0) | \Psi_x(t) \rangle$$

Time correlation function

$$|\Psi_x(t)\rangle = \det\{|\psi'_x(t)\rangle, |\psi'_i(t)\rangle\}$$

Valence plus photoelectron

$$|\psi'_x(0)\rangle = (1 - \mathcal{P})d|c(0)\rangle$$

Photoelectron state:
dipole acting on core state

A. J. Lee, F. D. Vila, and J. J. Rehr, Phys. Rev. B **86**, 115107 (2012)

G. F. Bertsch and A. J. Lee., Phys. Rev. B **89**, 075135 (2014)

A. J. Lee, Thesis, University of Washington (2015)

XAS: Qualitative picture

Relaxed Ground State

$$\rho(\mathbf{r}, t = -\delta)$$




XAS: Qualitative picture

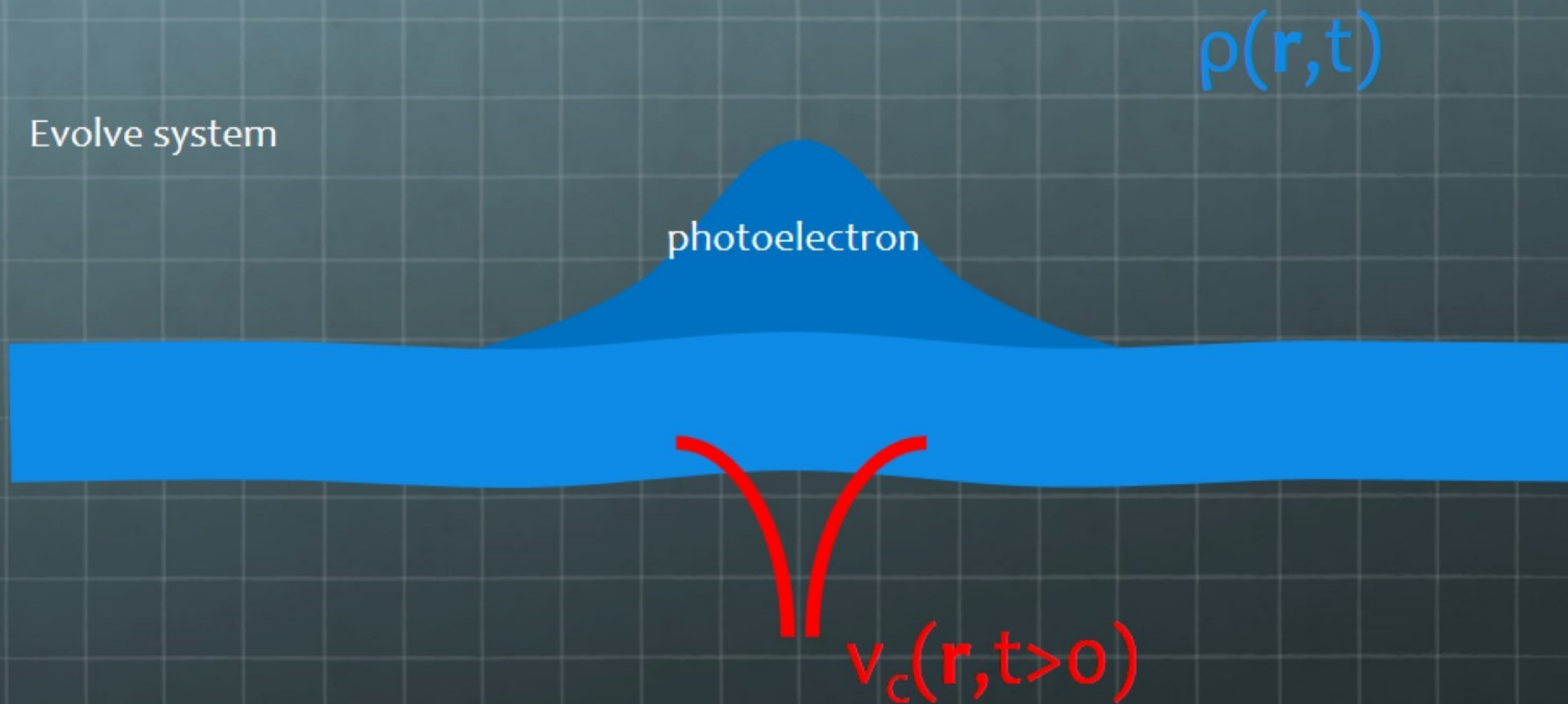
Turn on core-hole at $t=0+$
Populate photoelectron state

photoelectron

$\rho(\mathbf{r}, t=+\delta)$



XAS: Qualitative picture

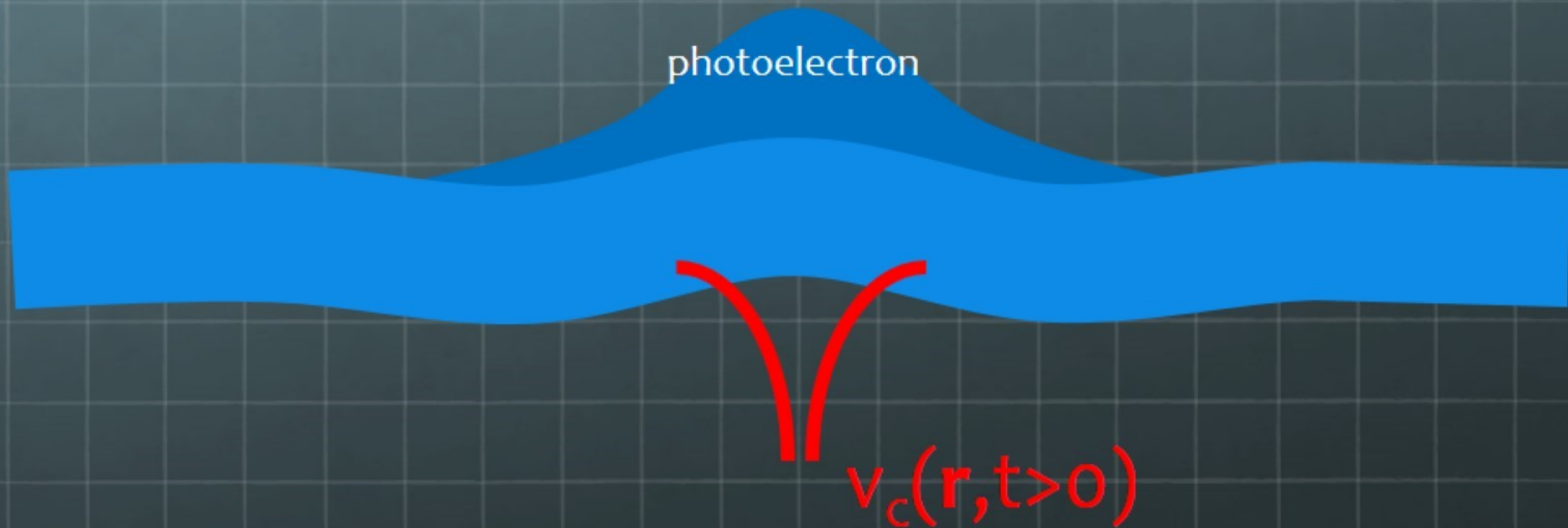


XAS: Qualitative picture

Evolve system

$\rho(\mathbf{r},t)$

photoelectron



XAS: Qualitative picture

Evolve system

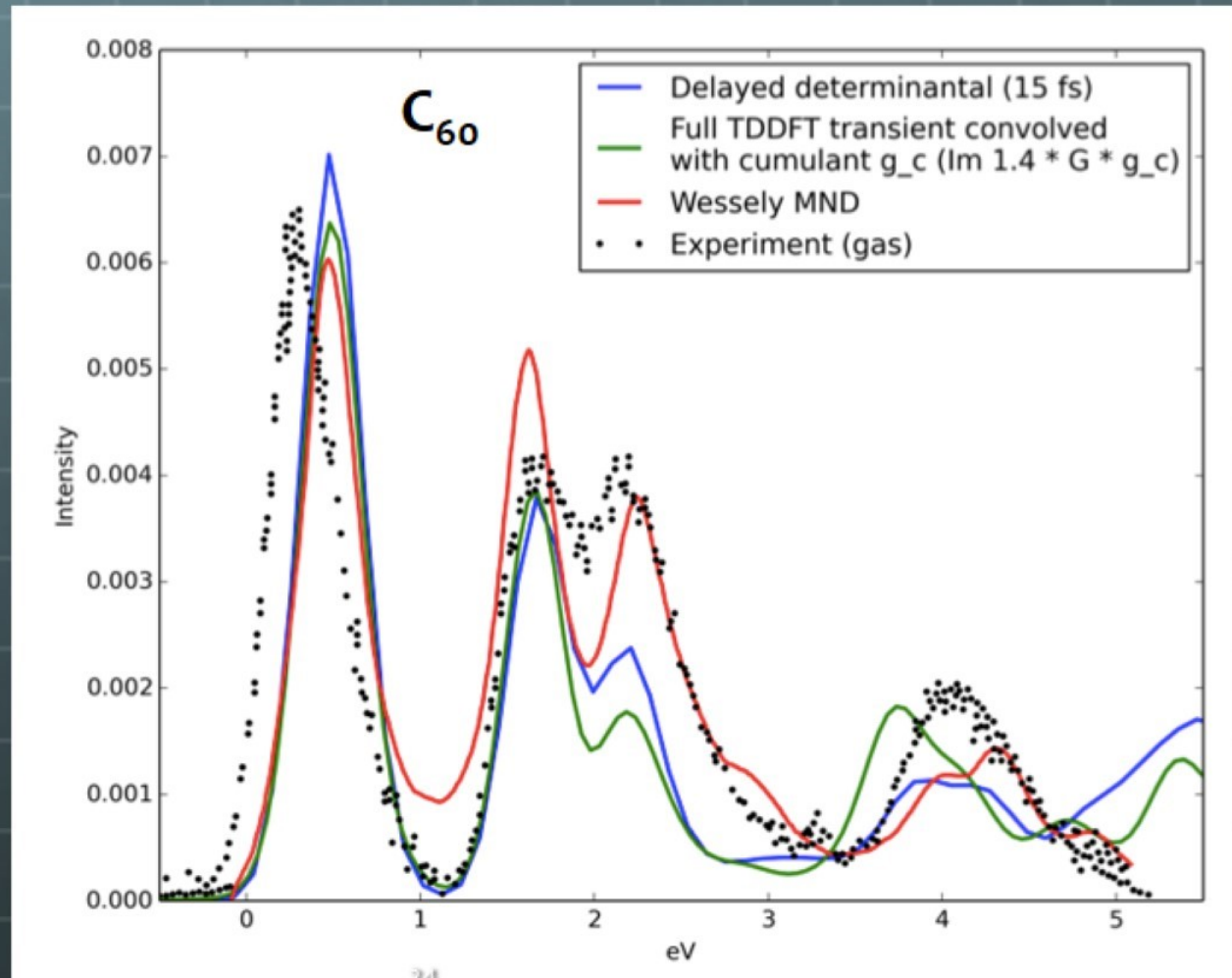
$\rho(\mathbf{r},t)$

photoelectron

$v_c(\mathbf{r},t>0)$

XAS, det vs convolution

- Includes intrinsic, extrinsic, interference effects!



I. Quasiparticle starting-point: Sum rules

- Sum rules of spectral function

$$\langle \omega^n \rangle_k = \int \omega^n A_k(\omega) d\omega$$

- Same as GW to n=2

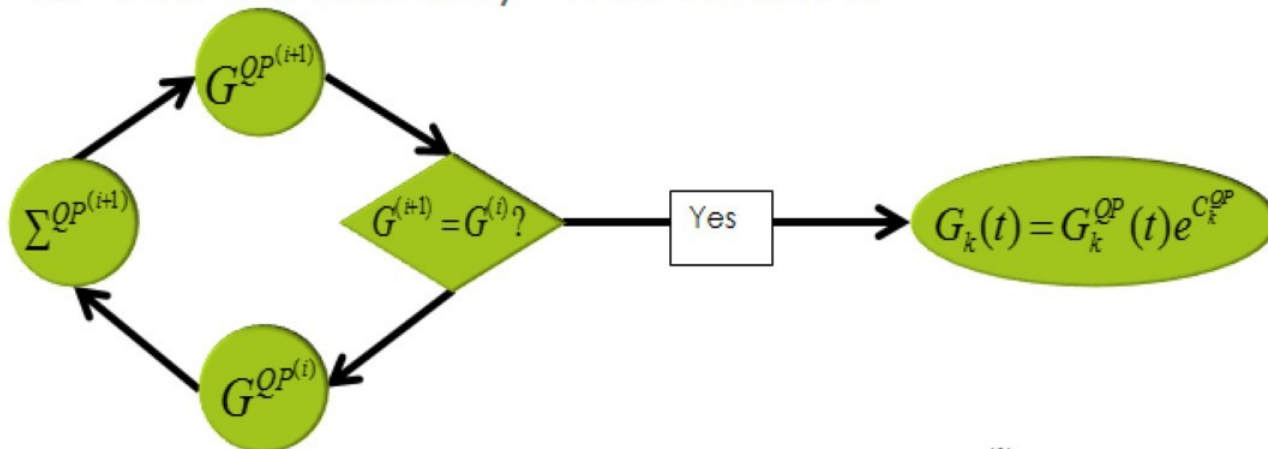
$$\langle \omega^0 \rangle_k = 1$$

$$\langle \omega^1 \rangle_k = \varepsilon_k + \Sigma_k^x$$

$$\langle \omega^2 \rangle_k = (\varepsilon_k + \Sigma_k^x)^2 + \int \beta_k(\omega)$$

I. Quasiparticle starting-point: Benefits

- Reproduces exact Green's function in principle
 → higher order corrections
- QP Self-consistency* well defined

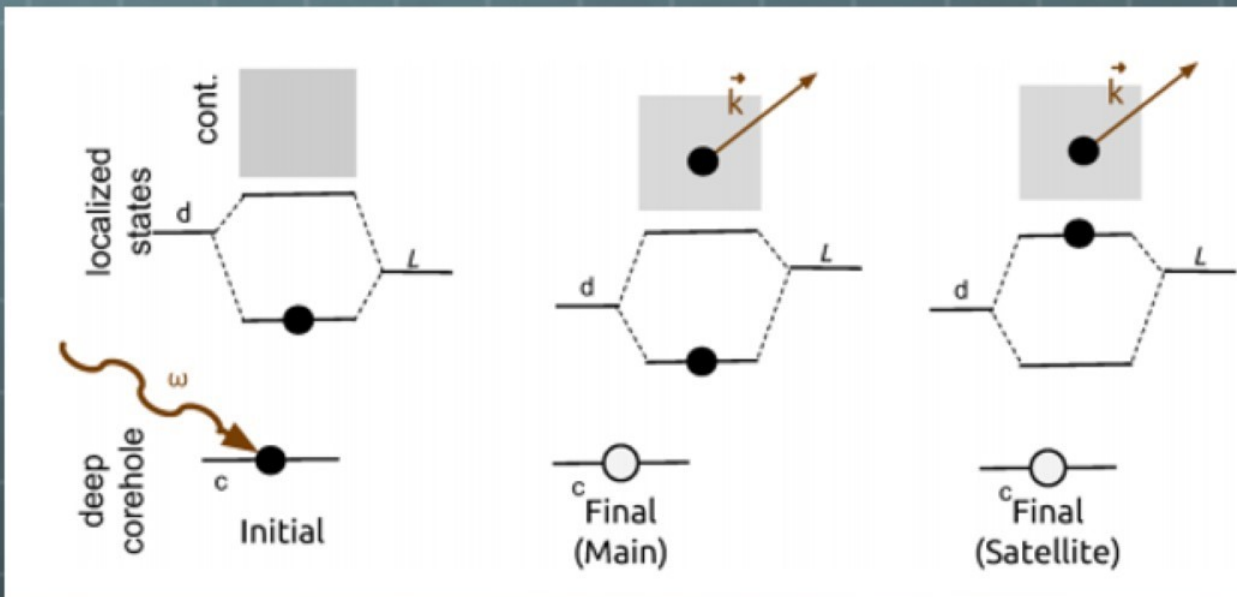


- Simple single step approximation: $G_k^{QP(0)} = G_k^{KS}$; $\Sigma^{(1)} = G_k^{KS} W \Rightarrow G_k^{QP(1)}, C_k^{(1)}$
 $G_k(t) = G_k^{QP(1)}(t) e^{C_k^{(1)}}$

*M. van Schilfgaarde, Takao Kotani, and S. Faleev, Phys. Rev. Lett. **96**, 226402 (2006)

II. Real time cumulant approach: Motivation

🌐 Charge-transfer satellites: XPS, XAS, ...



🌐 Can we calculate these excitations *ab initio*?

J. D. Lee, O. Gunnarsson, and L. Hedin, Phys. Rev. B **60**, 8034 (1999)

II. Rutile TiO_2 – transient response to core-hole

